


# USB Cable

**NEED CUSTOMS?**  
See Page 25

- USB 2.0 and 3.0 Available
- Ideal for High Performance Data Transmission Applications
- Ultra Flexible Cable for Confined Area and Continuous Motion

Comprised of 2 individually shielded power wires and 1 twisted shielded pair of 100 ohm twinaxial configuration for USB 2.0 and 3 twisted pairs of 100 ohm twinaxial configuration for USB 3.0, Cicoil's Flexx-Sil™ jacketed USB cables are designed for highly demanding applications. Unlike typical USB cables, the Cicoil cable has been designed for high flexibility, mechanical stress, temperature extremes and harsh environments. And the flat cable construction guarantees clear, high speed data transmission, even in the toughest of environments.



**Applications**  
Indoor and outdoor USB applications

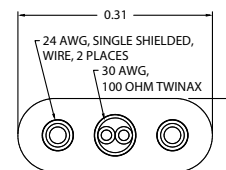
## Cable

Type	Amp Rating <sup>1</sup>		Conductor Gauge		Dimensions [inches]		Part Number
	Power	Signal	Power	Signal	Width	Height	
USB 2.0	7	3	24 AWG/2c	30 AWG/1 pr	0.31	0.15	<b>USB-2000</b>
USB 3.0	10	5	24 AWG/2c	28 AWG/3 pr	0.62	0.18	<b>USB-3000</b>

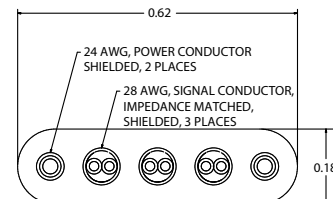
**Note**  
1. Amp rating is the maximum value for each conductor at room temperature of 70°F (21°C). Amp rating decreases as temperature increases.

## Dimensions

### USB 2.0



### USB 3.0



## Cable Assemblies



Please contact Cicoil for other connectors and length options.

Configuration	Cable Length (feet)	Part Number Addition
Host to Host	3	-CAH003
	6	-CAH006
	12	-CAH012
Host to Peripheral	3	-CAP003
	6	-CAP006
	12	-CAP012

- Notes**
1. Append onto base cable Part Number for complete assembly. Example: USB-2000-H-CA003
  2. Connector ratings may differ from cable ratings; refer to manufacturer specifications.

## Assembly Dimensions

### Host to Host



### Connectors

- Signal (J1): USB Type A, P/N A-USBPA-3-R
- Signal (J2): USB Type B, P/N B-USBPB-3-R

### Host to Peripheral



## Cable Specifications

All engineering values are nominal and subject to change.

Mechanical	Environmental
<b>Conductors:</b> Ultra flexible, finely stranded, tinned copper	<b>Temperature Rating:</b> -65°C to +165°C
<b>Shielding:</b> Ultra flexible, braided shields, with 90% nominal coverage	<b>Moisture Rating:</b> Submersible, Salt Water Resistant
<b>Minimum Bend Radius:</b> - 6x cable height for intermediate flex - 10x cable height for continuous flex	<b>Clean Room Rating:</b> Class 1, Zero Particulates
<b>Flex Life:</b> 10,000,000 cycles nominal	<b>Extreme Environments:</b> Sunlight, UV Light, Alcohol, Chemical and Oil Resistant
<b>Outer Jacket Durometer Rating:</b> 65 (Shore A)	<b>Electrical</b>
	<b>Outer Jacket Dielectric Strength:</b> 450 volts/mil (17.7 kv/mm)
	See Electrical Rating Chart on Page 47

## Options

## Page

Additional Conductors	26
Low Friction Options	28
StripMount™ Integrated Mounting Strip	28
Integrated Tubing	29
SuperTuff™ Jacket	29
Colored Jacketing	29
Strip and Tin Cable Ends	29
FlexRail™ Self-Supporting Cable	30
Complete Assembly	31